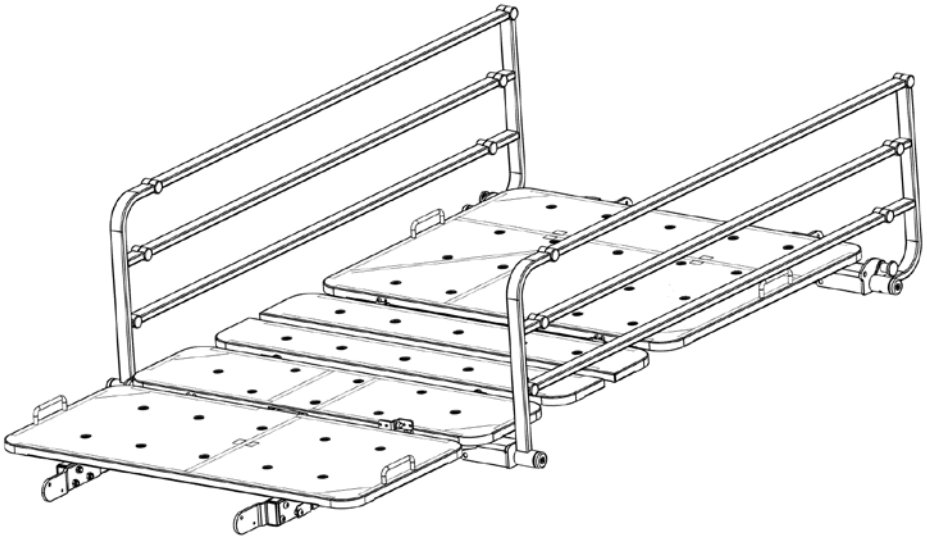




HUMAN CARE

Your Life. Your Way.



Side Rails

Floorline i, Floorline i-Plus and Floorline LTC
Part number: 72794, 72795 and 72797

Assembly instructions



Content

ENGLISH

Assembly Side Rail 1/4 (72794)	4
Assembly Side Rail 1/2 (72795)	6
Assembly Side Rail 3/4 (72797)	8

User manual



Important!

Always read the user manual before using your product and keep this manual for future use.

Symbols



WARNING symbol indicates a potentially hazardous situation which, if not avoided, could result in serious injury to the user or damage to property and/or the product itself.



INFORMATION symbol provides recommendations and information for the correct and easy use.



SAFE WORKING LOAD symbol indicates the maximum client weight for the product. Do not exceed this weight under any circumstances.



CE MARKING symbol indicates that the product is a medical device according to the definition of a medical device in EU Directive 93/42/EEC (MDD) and/or Regulation (EU) 2017/745 (MDR).



MEDICAL DEVICE symbol indicates that the product complies with the requirements of EU Directive 93/42/EEC (MDD) and/or Regulation (EU) 2017/745 (MDR).



RECYCLE according to local regulations.



INSTRUCTIONS do not use this product until you have read and understood the instructions.



Product modification is not permitted. Always check before use that the product is not damaged and shows no signs of wear and tear.

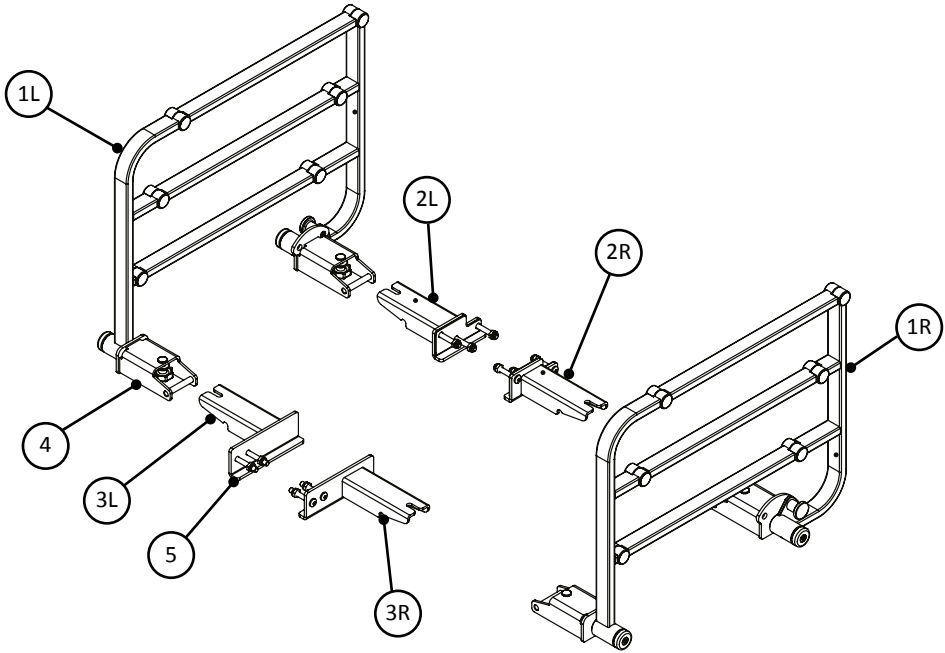
At Human Care, we continue to develop and improve our products in order to offer our customers the highest quality. We reserve the right

to make design changes without prior notice. Always make sure that you have the latest version of the user manual. It is available on our website, www.humancaregroup.com.

Please contact your local dealer if you have any questions about the product and its use.

Side Rails

Assembly Side Rail 1/4 (72794)



Content:

Number	Description	Qty.
1L	Side Rail ¼ Left	1
1R	Side Rail ¼ Right	1
2L	Bracket A Left	1
2R	Bracket A Right	1
3L	Bracket B Left	1
3R	Bracket B Right	1
4	Knob	4
5	Screws and nuts	10

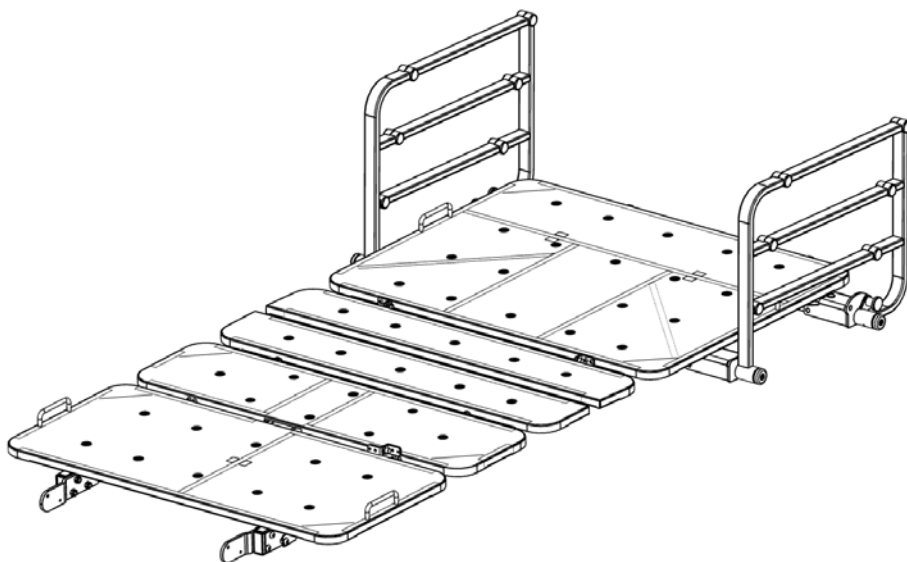
Assembly:

Step 1. Seen from the foot end, mount the brackets (2L, 2R, 3L, 3R) in the holes * on the bed frame with the included screws (5).

Step 2. Slide the side rails (1L, 1R) onto the brackets and tighten the knobs (4).

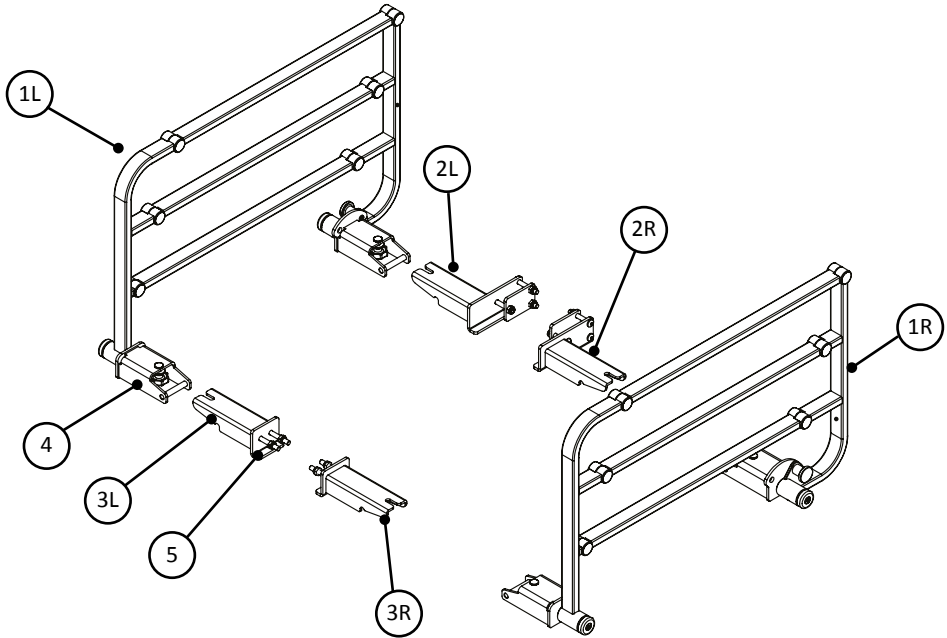


* **NOTE!** When installing side rail 1/4 (72794) on older beds, you need to drill holes in the back of the frame. This is easily done by using the existing two holes on each side as a guide and drill until holes in the back of the frame appear. Use size drill size 8 mm.



Side Rails

Assembly Side Rail 1/2 (72795)



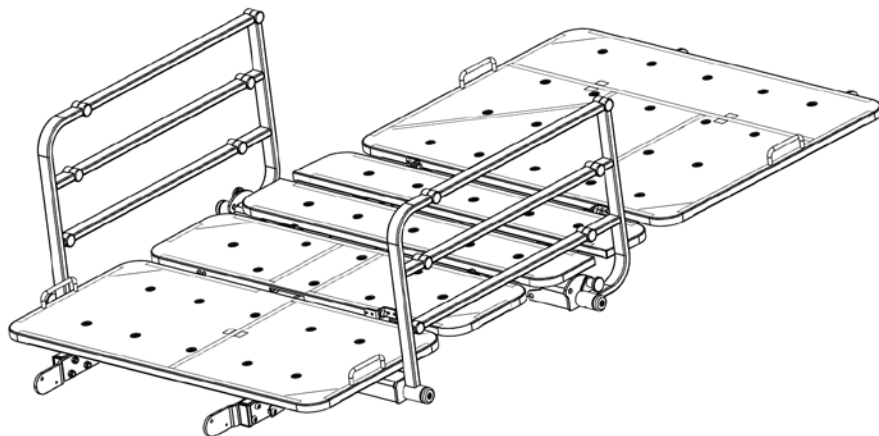
Content:

Number	Description	Qty.
1L	Side Rail ½ Left	1
1R	Side Rail ½ Right	1
2L	Bracket A Left	1
2R	Bracket A Right	1
3L	Bracket B Left	1
3R	Bracket B Right	1
4	Knob	4
5	Screws and nuts	10

Assembly:

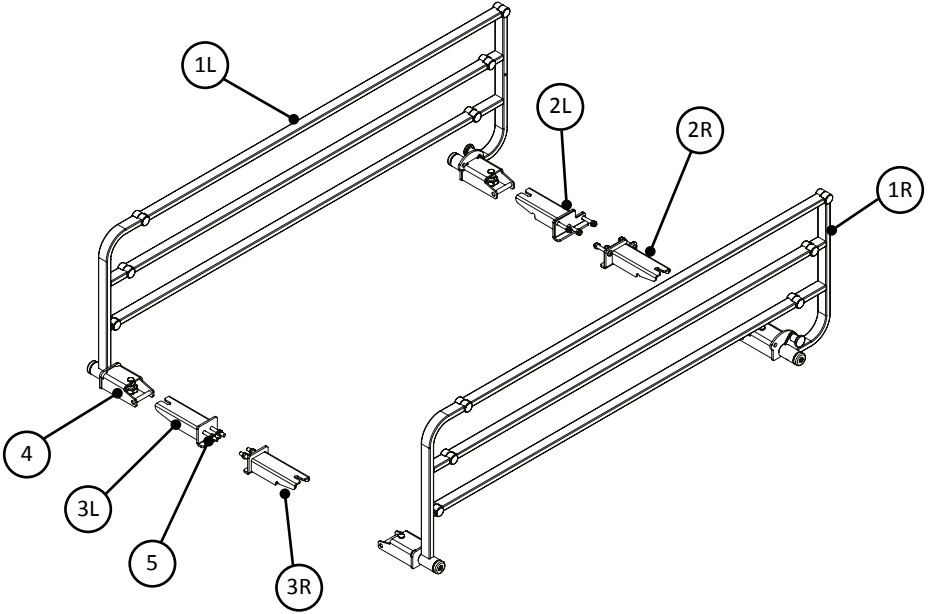
Step 1. Seen from the foot end, mount the brackets (2L, 2R, 3L, 3R) in the holes on the bed frame with the included screws (5).

Step 2. Slide the side rails (1L, 1R) onto the brackets and tighten the knobs (4).



Side Rails

Assembly Side Rail 3/4 (72797)



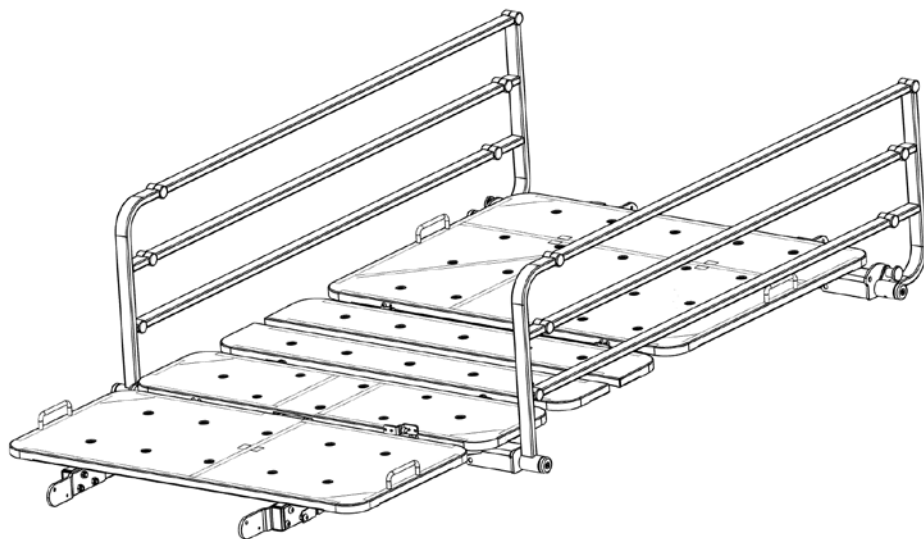
Content:

Number	Description	Qty.
1L	Side Rail ¾ Left	1
1R	Side Rail ¾ Right	1
2L	Bracket A Left	1
2R	Bracket A Right	1
3L	Bracket B Left	1
3R	Bracket B Right	1
4	Knob	4
5	Screws and nuts	10

Assembly:

Step 1. Seen from the foot end, mount the brackets (2L, 2R, 3L, 3R) in the holes on the bed frame with the included screws (5).

Step 2. Slide the side rails (1L, 1R) onto the brackets and tighten the knobs (4).



HUMAN CARE SWEDEN (HQ)

Årstaängsvägen 21B
117 43 Stockholm
Phone: +46 8 665 35 00
Fax: +46 8 665 35 10
Email: info.se@humancaregroup.com

HUMAN CARE CANADA

10-155 Colonnade Road
Ottawa, ON K2E 7K1
Phone: +1 613 723 6734
Fax: +1 613 723 1058
Email: info.ca@humancaregroup.com

HUMAN CARE UNITED STATES

8006 Cameron Street, Suite K
Austin, TX 78754 USA
Phone: +1 512 476 7199
Fax: +1 512 476 7190
Email: info.us@humancaregroup.com

HUMAN CARE NEDERLAND

Elspeterweg 124
8076 PA Vierhouten
Phone: +31 577 412 171
Fax: +31 577 412 170
Email: info.nl@humancaregroup.com

HUMAN CARE GERMANY

Industriestraße 13, Gebäude 1/9
63755 Alzenau
+49 (0) 6023 994 936 8
infode@humancaregroup.com

www.humancaregroup.com

